

IoT-Line Counting Scale KERN CKE



Technical data

- Large backlit LCD display, digit height 25 mm
- Optional battery operation, 4×1.5 V AA not included in scope of delivery, operating time up to 20 h
- Dimensions weighing surface
 - A** Ø 82 mm, plastic
 - B** W×D 130×130 mm, stainless steel
 - C** W×D 340×240 mm, stainless steel
- Overall dimensions W×D×H
 - A** 163×245×65 mm / 163×245×123 mm (incl. draught shield)
 - B** 163×245×65 mm
 - C** 350×390×120 mm
- Permissible ambient temperature -10 °C/40 °C

Easy to use, self-explanatory counting scale with laboratory accuracy, ideal for the various possibilities of Industry 4.0 applications, counting resolution up to 360.000 points

Features

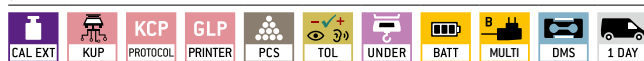
- Self-explanatory, graphic control panel, the workings steps can be understood immediately, even without operating instructions
 - no learning time = reduces costs
 - ideal for untrained users
 - visualised process avoids operating errors
- The 4 steps are carried out from left to right:
 - 1** Place the empty container onto the weighing plate and tare by pressing the TARE key
 - 2** Place the reference quantity for the goods to be counted into the container (5, 10, 20 or any number of pieces)
 - 3** Confirm the selected reference quantity by pressing the key (5, 10, 20 or any number of pieces)
 - 4** Pour in the goods to be counted. The number of pieces will immediately be shown in the display

- Precise counting: The automatic reference weight optimisation of reference weight gradually improves the average piece weight value
- KERN Universal Port (KUP): permits the connection of an external KUP interface adapter, such as, for example, RS-232, USB, Bluetooth, WiFi or Ethernet, for the exchange of data and control commands, without any installation outlay
- KERN Communication Protocol (KCP): The KCP permits searching and remote control of the balance using external control devices or computers
- Two balances in one: Changes from counting mode to weighing mode at the touch of a key
- Ring-shaped draught shield standard, only for models with weighing plate size **A**, weighing space $\varnothing \times H$ 90×40 mm
- Protective working cover included with delivery

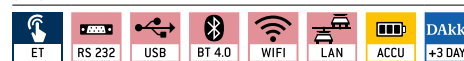
Accessories

- **A, B** Protective working cover, scope of delivery: 5 items, KERN YBA-A12S05
- **C** Protective working cover, scope of delivery: 5 items, KERN FKB-A02S05
- Internal rechargeable battery pack, operating time up to 48 h without backlight, charging time approx. 8 h, KERN YKR-01
- External data interface RS-232, interface cable included, KERN KUP-01
- External data interface USB, interface cable included, KERN KUP-03
- External data interface WiFi, interface cable included, KERN KUP-05
- Extension box for connecting up to three interfaces in parallel, KERN KUP-13
- Further details, plenty of further accessories and suitable printers see *Accessories*


STANDARD





OPTION





Model	Weighing capacity [Max] kg	Readability [d] g	Smallest part weight (Normal) g/piece	Counting resolution Points	Net weight approx. kg	Weighing plate	Options DAKkS Calibr. Certificate DAKkS KERN
KERN CKE 360-3	0,36	0,001	0,02	180.000	0,85	A	963-127
CKE 3600-2	3,6	0,01	0,2	180.000	1,6	B	963-127
CKE 6K0.02	6	0,02	0,2	300.000	7	C	963-128
CKE 8K0.05	8	0,05	0,5	160.000	7	C	963-128
CKE 16K0.05	16	0,05	0,5	320.000	7	C	963-128
CKE 16K0.1	16	0,1	1	160.000	7	C	963-128
CKE 36K0.1	36	0,1	1	360.000	7	C	963-128
CKE 65K0.2	65	0,2	2	325.000	7	C	963-129


 **Internal adjusting**
Quick setting up of the balance's accuracy with internal adjusting weight (motordriven)


 **Adjusting program CAL**
For quick setting up of the balance's accuracy. External adjusting weight required


 **EasyTouch**
Suitable for the connection, data transmission and control through PC or tablet


 **Memory**
Balance memory capacity, e.g. for article data, weighing data, tare weights, PLU etc.


 **Alibi memory**
Secure, electronic archiving of weighing results, complying with the 2014/31/EU standard.


 **KERN Universal Port (KUP)**
allows the connection of external KUP interface adapters, e.g. RS-232, RS-485, SB, Bluetooth, WIFI, Analogue, Ethernet etc. for the exchange of data and control commands, without installation effort


 **RS-232 Data interface**
To connect the balance to a printer, PC or network


 **RS-485 Data interface**
To connect the balance to a printer, PC or other peripherals. Suitable for data transfer over large distances. Network in bus topology is possible


 **USB Data interface**
To connect the balance to a printer, PC or other peripherals


 **Bluetooth* Data interface**
To transfer data from the balance to a printer, PC or other peripherals


 **WIFI Data interface**
To transfer data from the balance to a printer, PC or other peripherals


 **Control outputs**
(optocoupler, digital I/O)
To connect relays, signal lamps, valves, etc.


 **Analogue interface**
to connect a suitable peripheral device for analogue processing of the measurements


 **Interface for second balance**
For direct connection of a second balance


 **Network interface**
For connecting the scale to an Ethernet network


 **KERN Communication Protocol (KCP)**
It is a standardized interface command set for KERN balances and other instruments, which allows retrieving and controlling all relevant parameters and functions of the device. KERN devices featuring KCP are thus easily integrated with computers, industrial controllers and other digital systems


 **GLP/ISO log intern**
The balance displays weight, date and time, independent of a printer connection


 **GLP/ISO log Printer**
With weight, date and time. Only with KERN printers.


 **Piece counting**
Reference quantities selectable. Display can be switched from piece to weight


 **Recipe level A**
The weights of the recipe ingredients can be added together and the total weight of the recipe can be printed out


 **Recipe level B**
Internal memory for complete recipes with name and target value of the recipe ingredients. User guidance through display


 **Totalising level A**
The weights of similar items can be added together and the total can be printed out


 **Percentage determination**
Determining the deviation in % from the target value (100 %)


 **Weighing units**
Can be switched to e.g. nonmetric units. See balance model. Please refer to KERN's website for more details


 **Weighing with tolerance range (Checkweighing)**
Upper and lower limiting can be programmed individually, e.g. for sorting and dosing. The process is supported by an audible or visual signal, see the relevant model


 **Hold function**
(Animal weighing program)
When the weighing conditions are unstable, a stable weight is calculated as an average value


 **Protection against dust and water splashes IPxx**
The type of protection is shown in the pictogram

 **Suspended weighing**
Load support with hook on the underside of the balance


 **Battery operation**
Ready for battery operation. The battery type is specified for each device


 **Rechargeable battery pack**
Rechargeable set


 **Universal plug-in power supply**
with universal input and optional input socket adapters for
A) EU, CH, GB
B) EU, CH, GB, US
C) EU, CH, GB, US, AUS


 **Plug-in power supply**
230V/50Hz in standard version for EU, CH. On request GB, USA or AUS version available


 **Integrated power supply unit**
Integrated in balance. 230V/50Hz standard EU. More standards e.g. GB, USA or AUS on request


 **Weighing principle Strain gauges**
Electrical resistor on an elastic deforming body


 **Weighing principle Tuning fork**
A resonating body is electromagnetically excited, causing it to oscillate


 **Weighing principle Electromagnetic force compensation**
Coil inside a permanent magnet. For the most accurate weighings


 **Weighing principle Single cell technology**
Advanced version of the force compensation principle with the highest level of precision

 **Conformity Assessment**
The time required for conformity assessment is specified in the pictogram

 **DAkkS calibration possible (DKD)**
The time required for DAkkS calibration is shown in days in the pictogram

 **Factory calibration (ISO)**
The time required for Factory calibration is shown in days in the pictogram

 **Package shipment**
The time required for internal shipping preparations is shown in days in the pictogram

 **Pallet shipment**
The time required for internal shipping preparations is shown in days in the pictogram

* The Bluetooth® word mark and logos are registered trademarks owned by Bluetooth SIG, Inc. and any use of such marks by KERN & SOHN GmbH is under license. Other trademarks and trade names are those of their respective owners.