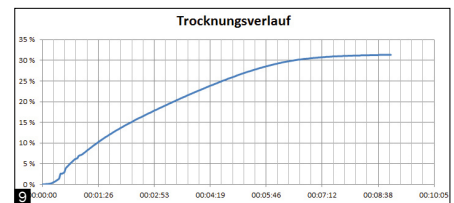

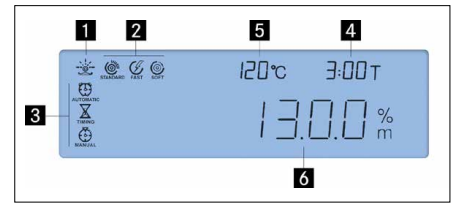


Moisture Analyser KERN DAB



Particularly user-friendly moisture analyser with high-quality halogen quartz glass heater – also available as version with [d] = 10 mg, ideal for recurring rapid tests

Features

- KERN DAB 200-2: Version with lower resolution, whereby the switch-off criterion is reached faster, which saves time. Ideal for quick tests and spot checks
- Backlit graphic display, digit height 14 mm

- 1 Active drying process
- 2 Active heating profile
- 3 Active switch-off criteria
- 4 Previous drying time
- 5 Current temperature

- 6 Current moisture content in %
- 400 W halogen-quartz glass heater
- Suitable for temperature-insensitive samples
- Observation window above the sample, useful during initial setting
- Internal memory for automatic sequence of 15 complete drying processes and 5 drying processes carried out
- The last value measured remains on the display until it is replaced by a new measurement
- 50 sample plates included

- Application handbook: In the download centre you will find a practical application handbook containing many examples, field reports, settings and tips for each KERN moisture analyser
- Note: both models are also available in infrared version, see accessories

STANDARD



OPTION



KERN	DAB 100-3	DAB 200-2
Readability [d] Weight/Moisture (%)	0,001 g / 0,01%	0,01 g / 0,05%
Weighing capacity [Max]	110 g	200 g
Reproducibility weight of sample 2 g*	0,15%	1,5%
Reproducibility weight of sample 10 g*	0,03%	0,3%
Display after drying (Display can be switched over at any time)		
Moisture [%] = Moisture content (M) from wet weight (W)	0 - 100 %	
Dry content [%] = Dry weight (D) from W	100 - 0 %	
Moisture content (M)	Absolute value in [g]	
Temperature range (in steps up to)	40 °C - 199 °C (1 °C)	
Drying modes	<input type="checkbox"/> Standard drying <input type="checkbox"/> Gentle drying <input type="checkbox"/> Rapid drying	
Switch-off criteria	· Automatic switch-off (2 mg loss in weight in 45 s) · Time controlled switch-off (3 min - 99 min 59 s, 10 s increments) · Manual switch-off at the press of a button	
Recall of measurement/ Log output	Interval can be set from 1 s - 10 min (Only when used with printer or PC)	
Overall dimensions WxDxH	240x365x180 mm	
Net weight	4,82 kg	
Price excl. of VAT ex works €		
Option DAKkS Calibr. Certificate Mass	KERN 963-127	
Option Factory Calibr. Certificate Temperature	KERN 964-305	

* application-dependent

Accessories

- Sample plates aluminium, \varnothing 90 mm, unit of 80 pieces, KERN MLB-A01A
- Round fiberglass filter, medium mechanical stability, without organic binder, box of 100 pieces, KERN RH-A02
- Round fiberglass filter, medium mechanical stability, without organic binder, box of 100 pieces, KERN YMF-A01
- 7 Temperature calibration set consists of measuring sensor and display device, KERN DAB-A01.
- 8 Infrared quartz glass heater, temperature range 40 °C-160 °C, Factory Option, KERN DAB-A02
- Display of the drying process in conjunction with BalanceConnection, Software BalanceConnection, for flexible recording or transmission of measured values, in particular also to Microsoft® Excel or Access as well as transfer of this data to other Apps and programs, for more details see internet, scope of supplies: 1 CD, 1 license, KERN SCD-4.0
- Thermal printer, KERN YKB-01N
- Matrix needle printer, to print the weights on normal paper, ideal for long-term archiving, KERN 911-013

CAL INT
Internal adjusting
 Quick setting up of the balance's accuracy with internal adjusting weight (motordriven)

CAL EXT
Adjusting program CAL
 For quick setting up of the balance's accuracy. External adjusting weight required

ET
EasyTouch
 Suitable for the connection, data transmission and control through PC or tablet

MEMORY
Memory
 Balance memory capacity, e.g. for article data, weighing data, tare weights, PLU etc.

ALIBI
Alibi memory
 Secure, electronic archiving of weighing results, complying with the 2014/31/EU standard.

KUP
KERN Universal Port (KUP)
 allows the connection of external KUP interface adapters, e.g. RS-232, RS-485, SB, Bluetooth, WIFI, Analogue, Ethernet etc. for the exchange of data and control commands, without installation effort

RS 232
RS-232 Data interface
 To connect the balance to a printer, PC or network

RS 485
RS-485 Data interface
 To connect the balance to a printer, PC or other peripherals. Suitable for data transfer over large distances. Network in bus topology is possible

USB
USB Data interface
 To connect the balance to a printer, PC or other peripherals

BT
Bluetooth* Data interface
 To transfer data from the balance to a printer, PC or other peripherals

WIFI
WIFI Data interface
 To transfer data from the balance to a printer, PC or other peripherals

SWITCH
Control outputs
 (optocoupler, digital I/O)
 To connect relays, signal lamps, valves, etc.

ANALOG
Analogue interface
 to connect a suitable peripheral device for analogue processing of the measurements

DUAL
Interface for second balance
 For direct connection of a second balance

LAN
Network interface
 For connecting the scale to an Ethernet network

KCP PROTOCOL
KERN Communication Protocol (KCP)
 It is a standardized interface command set for KERN balances and other instruments, which allows retrieving and controlling all relevant parameters and functions of the device. KERN devices featuring KCP are thus easily integrated with computers, industrial controllers and other digital systems

GLP INTERN
GLP/ISO log intern
 The balance displays weight, date and time, independent of a printer connection

GLP PRINTER
GLP/ISO log Printer
 With weight, date and time. Only with KERN printers.

PCS
Piece counting
 Reference quantities selectable. Display can be switched from piece to weight

RECIPE A
Recipe level A
 The weights of the recipe ingredients can be added together and the total weight of the recipe can be printed out

RECIPE B
Recipe level B
 Internal memory for complete recipes with name and target value of the recipe ingredients. User guidance through display

SUM A
Totalising level A
 The weights of similar items can be added together and the total can be printed out

PERCENT
Percentage determination
 Determining the deviation in % from the target value (100 %)

UNIT
Weighing units
 Can be switched to e.g. nonmetric units. See balance model. Please refer to KERN's website for more details

TOL
Weighing with tolerance range (Checkweighing)
 Upper and lower limiting can be programmed individually, e.g. for sorting and dosing. The process is supported by an audible or visual signal, see the relevant model

MOVE
Hold function
 (Animal weighing program)
 When the weighing conditions are unstable, a stable weight is calculated as an average value

IP
Protection against dust and water splashes IPxx
 The type of protection is shown in the pictogram

UNDER
Suspended weighing
 Load support with hook on the underside of the balance

BATT
Battery operation
 Ready for battery operation. The battery type is specified for each device

ACCU
Rechargeable battery pack
 Rechargeable set

MULTI
Universal plug-in power supply
 with universal input and optional input socket adapters for
 A) EU, CH, GB
 B) EU, CH, GB, US
 C) EU, CH, GB, US, AUS

230 V
Plug-in power supply
 230V/50Hz in standard version for EU, CH. On request GB, USA or AUS version available

230 V
Integrated power supply unit
 Integrated in balance. 230V/50Hz standard EU. More standards e.g. GB, USA or AUS on request

DMS
Weighing principle Strain gauges
 Electrical resistor on an elastic deforming body

T-FORK
Weighing principle Tuning fork
 A resonating body is electromagnetically excited, causing it to oscillate

FORCE
Weighing principle Electromagnetic force compensation
 Coil inside a permanent magnet. For the most accurate weighings

SC TECH
Weighing principle Single cell technology
 Advanced version of the force compensation principle with the highest level of precision

M +3 DAYS
Conformity Assessment
 The time required for conformity assessment is specified in the pictogram

DAkkS +3 DAYS
DAkkS calibration possible (DKD)
 The time required for DAkkS calibration is shown in days in the pictogram

ISO +4 DAYS
Factory calibration (ISO)
 The time required for Factory calibration is shown in days in the pictogram

1 DAY
Package shipment
 The time required for internal shipping preparations is shown in days in the pictogram

2 DAYS
Pallet shipment
 The time required for internal shipping preparations is shown in days in the pictogram

* The Bluetooth® word mark and logos are registered trademarks owned by Bluetooth SIG, Inc. and any use of such marks by KERN & SOHN GmbH is under license. Other trademarks and trade names are those of their respective owners.