


GTP-070B-4

For: GDS-1052-U/1072-U/1072A-U,
GDS-2072A/2074A,
GDS-2072E/2074E




GTP-070B-4 is a x1, x10 attenuator modular probe. Designed for use with DC to 70MHz oscilloscope with input impedance of 1MΩ. The probe consists of following separate units:
1. BNC male connector and compensation box.
2. Probe body probe tip and R.C. assemblies.
3. Approx. 1.2M cable

Item	10:1	1:1
Bandwidth	DC~70MHz(±3dB)	DC~6MHz(±3dB)
Input R	~10MΩ	1MΩ (Oscilloscope)
Input C	14.5~17.5pF	85~115pF
Att. Ratio	1/10	1/1
Max. Input Voltage	≤600V DC+AC peak	≤200V DC+AC peak
Accessories	1.Pincher tip 2.Ground lead 3.Cable marker 4.Screw driver 5.IC tip 6.Adjusting tool 7.Earth tip	

GTP-100B-4

For: GDS-2102A/2104A,
GDS-2102E/2104E,
GOS-6103/6103C/6112



The GTP-100B-4 is a passive high impedance oscilloscope probe designed and calibrated for use on instrument having an input impedance of 1MΩ shunted by 20pF. However, it may be compensated for use with instruments having an input capacitance of 5~30pF (10:1). The probe incorporates a two position slide switch in the head which selects attenuation of x1, x10 position.

Item	10:1	1:1
Bandwidth	DC~100MHz(±3dB)	DC~10MHz(±3dB)
Input R	~10MΩ	1MΩ (Oscilloscope)
Input C	14.5~17.5pF	85~115pF
Att. Ratio	1/10	1/1
Max. Input Voltage	≤600Vpk	≤200Vpk
Accessories	1.Channel identifier clip 2.Hook 3.Ground lead 4.Insulating tip 5.IC tip 6.Adjusting tool 7.Earth tip	

GTP-150B-4

For: GDS-1152A-U,
GDS-2102A/2104A



The GTP-150B-4 is a passive high impedance oscilloscope probe designed and calibrated for use on instrument having an input impedance of 1MΩ shunted by 20pF. However, it may be compensated for use with instruments having an input capacitance of 5~30pF. The probe incorporates a two position slide switch in the head which selects attenuation of x1, x10 position.

Item	10:1	1:1
Bandwidth	DC~150MHz(±3dB)	DC~6MHz(±3dB)
Input R	~10MΩ	1MΩ (Oscilloscope)
Input C	8.5~18.5pF	45~65pF
Att. Ratio	1/10	1/1
Max. Input Voltage	600V DC+AC peak	200V DC+AC peak
Accessories	1.Channel identifier clip 2.hook 3.Ground lead 4.Insulating tip 5.IC tip 6.Adjusting tool 7.Earth tip	

GTP-150B-2

For: GDS-300/200 Series



The GTP-150B-2 is a passive high impedance oscilloscope probe designed and calibrated for use on instrument having an input impedance of 1MΩ shunted by 20pF. However, it may be compensated for use with instruments having an input capacitance of 10~30pF. The probe incorporates a two position slide switch in the head which selects attenuation of x1, x10 position.

Item	10:1	1:1
Bandwidth	DC~150MHz(±3dB)	DC~6MHz(±3dB)
Input R	~10MΩ	1MΩ (Oscilloscope)
Input C	13pF	65pF
Att. Ratio	1/10	1/1
Max. Input Voltage	500V CAT I, 400CAT II	150V CAT I, 150V CAT II
Accessories	1.Channel identifier clip 2.Hook 3.Ground lead 4.Insulating tip 5.IC tip 6.Adjusting tool 7.Earth tip	
Compensatim Range	—	10~30pF

GTP-200B-4

For: GDS-Series



The GTP-200B-4 is a passive high impedance oscilloscope probe designed and calibrated for use on instrument having an input impedance of 1MΩ shunted by 20pF. However, it may be compensated for use with instruments having an input capacitance of 5~30pF. The probe incorporates a two position slide switch in the head which selects attenuation of x1, x10 position.

Item	10:1	1:1
Bandwidth	DC~200MHz(±3dB)	DC~10MHz(±3dB)
Input R	~10MΩ	1MΩ (Oscilloscope)
Input C	10.5~17.5pF	65~105pF
Att. Ratio	1/10	1/1
Max. Input Voltage	600V peak	200V peak
Accessories	1.Channel identifier clip 2.hook 3.Ground lead 4.Insulating tip 5.IC tip 6.Adjusting tool 7.Earth tip	
Compensation Range	5~30pF	—

GTP-250A-2

For: GDS-2202A/2204A



The GTP-250A-2 is a passive high impedance oscilloscope probe designed and calibrated for use on instrument having an input impedance of 1MΩ shunted by 20pF. However, it may be compensated for use with instruments having an input capacitance of 10~35pF. Connect this sentence to the end of the previous sentence.

Item	10:1	1:1
Bandwidth	DC~250MHz(±3dB)	DC~6MHz(±3dB)
Input R	~10MΩ	1MΩ (Oscilloscope)
Input C	~17pF	~47pF
Att. Ratio	1/10	1/1
Max. Input Voltage	500V CAT I, 300CAT II	300V CAT I, 150V CAT II
Accessories	1.Channel identifier clip 2.Hook 3.Ground lead 4.Insulating tip 5.IC tip 6.Adjusting tool 7.Earth tip	

Ordering Guide

If an accessory is ordered separately from the main product, please indicate the nomenclature of the accessory when placing order.

Example : GSC-006 Soft Carrying Case for GDS-1000A-U Series

If an accessory is ordered along with the main product, please indicate the option number of the accessory when placing order.

Example : GDS-3352 350MHz, 2-Channel, Visual Persistence DSO , GSC-008 Soft Carrying Case

GTP-151R

For: GDS-3000 Series




The GTP-151R is compatible with readout function oscilloscopes that automatically detect and display the attenuation factor of the probe.

Item	10:1
Bandwidth	DC~150MHz(±3dB)
Input R	~10MΩ
Input C	~12pF
Att. Ratio	1/10
Max. Input Voltage	< 500 Vpk
Accessories	1.Channel identifier clip 2.Sprung hook 3.Ground lead 4.Insulating tip 5.IC tip 6.Adjusting tool 7.Measuring tip 8. Sprung earth tip

GTP-251R

For: GDS-3000 Series




The GTP-251R is compatible with readout function oscilloscopes that automatically detect and display the attenuation factor of the probe.

Item	10:1
Bandwidth	DC~250MHz(±3dB)
Input R	~10MΩ
Input C	~12pF
Att. Ratio	1/10
Max. Input Voltage	DC 500V CAT I, 300V CAT II
Accessories	1.Channel identifier clip 2.Sprung hook 3.Ground lead 4.Insulating tip 5.IC tip 6.Adjusting tool 7.Measuring tip 8. Sprung earth tip

GTP-250B-2

For: GDS-300/200 Seri




The GTP-250B-2 is a passive high impedance oscilloscope probe designed and calibrated for use on instrument having an input impedance of 1MΩ shunted by 20pF. However, it may be compensated for use with instruments having an input capacitance of 10~35pF. Connect this sentence to the end of the previous sentence.

Item	10:1	1:1
Bandwidth	DC~250MHz(±3dB)	DC~6MHz(±3dB)
Input R	~10MΩ	1MΩ (Oscilloscope)
Input C	~13pF	~65pF
Att. Ratio	1/10	1/1
Max. Input Voltage	500V CAT I, 400V CAT II	150V CAT I, 150V CAT II
Accessories	1.Channel identifier clip 2.Hook 3.Ground lead 4.Insulating tip 5.IC tip 6.Adjusting tool 7.Earth tip	

GTP-300B-4

For: GDS-2202E/2204E Series



The GTP-300A-4 is a passive high impedance oscilloscope probe designed and calibrated for use on instrument having an input impedance of 1MΩ shunted by 20pF. However, it may be compensated for use with instruments having an input capacitance of 10~35pF. The probe incorporates a two position slide switch in the head which selects attenuation of x1, x10 position.

Item	10:1	1:1
Bandwidth	DC~300MHz(±3dB)	DC~10MHz(±3dB)
Input R	~10MΩ	1MΩ (Oscilloscope)
Input C	10.5~17.5pF	65~105pF
Att. Ratio	1/10	1/1
Max. Input Voltage	600V DC+AC pk	200V DC+AC pk
Accessories	1.Channel identifier clip 2.Hook 3.Ground lead 4.Insulating tip 5.IC tip 6.Adjusting tool 7.Earth tip	

GTP-351R/352R

For: GDS-3000 Series



Both GTP-351R and GTP-352R are passive high impedance oscilloscope probes designed and calibrated for use on instrument. GTP-351R has an input impedance of 1 MΩ shunted by 20pF while GTP-352R has an input impedance of 1 MΩ shunted by 15pF. However, GTP-351R may be compensated for use with instruments having an input capacitance of 10~35pF while GTP-352R has an input impedance of 10~30pF.

	GTP-351R	GTP-352R
Item	10:1	20:1
Bandwidth	DC~350MHz	DC~350MHz
Input R	~10MΩ	~10MΩ
Input C	~12pF	~7pF
Att. Ratio	1/10	1/20
Max. Input Voltage	500V CAT I, 300V CAT II	1kV CAT II
Accessories	1.Channel identifier clip 2.Sprung hook 3.Ground lead 4.Insulating tip 5.IC tip 6.Adjusting tool 7.Measuring tip 8. Sprung earth tip	

GTP-350A-2

For: GDS-3000 Series
GDS-2302A/2304A



The GTP-352A-2 is a passive high impedance oscilloscope probe designed and calibrated for use on instrument having an input impedance of 1MΩ shunted by 15pF. However, it may be compensated for use with instruments having an input capacitance of 10~30pF. Connect this sentence to the end of the previous sentence.

Item	10:1	1:1
Bandwidth	DC~350MHz	DC~6MHz
Input R	~10MΩ	~1MΩ
Input C	~13pF	~46pF
Att. Ratio	1/10	1/1
Max. Input Voltage	500V CAT I, 300V CAT II	300V CAT I, 150V CAT II
Accessories	1.Channel identifier clip 2.Sprung hook 3.Ground lead 4.Insulating tip 5.IC tip 6.Adjusting tool 7.Measuring tip 8. Sprung earth tip	

GKT-100 Deskew Fixture

The GKT-100 deskew fixture is used to compensate for the propagation delay between a passive voltage probe and current probe. It is used with the GDS-3000 Series, Required tools.


- 1.GDS-3000 x 1
- 2.GKT-100 x 1
- 3.USB type A-B cable x1 -used for deskew fixture
- 4.Standard passive probe x1
- 5.Current probe x1 (GCP-530 or GCP-1030)



ACCESSORIES

GTP-501R

For: GDS-3000 Series
GDS-2000A Series



The GTP-501R is a passive high impedance oscilloscope probe designed and calibrated for use on instrument having an input impedance of 1MΩ shunted by 13pF. However, it may be compensated for use with instruments having an input capacitance of 8–20pF. Connect this sentence to the end of the previous sentence.

Item	10:1
Bandwidth	DC~500MHz
Input R	~10MΩ
Input C	~11.5pF
Att. Ratio	1/10
Max. Input Voltage	500V CAT I, 300V CAT II
Accessories	1.Channel identifier clip 2.Sprung hook 3.Ground lead 4.Insulating tip 5.IC tip 6.Adjusting tool 7.Measuring tip 8. Sprung earth tip

GTP-033A

For: GDS-3000 Series



GTP-033A is a x 1, attenuator modular probe. Designed for use with DC to 35MHz oscilloscope with input impedance of 1MΩ The probe consists of following separate units;
1. BNC male connector and compensation box.
2. Approx. 1.2M cable

Item	1:1
Bandwidth	DC~35MHz(±3dB)
Input R	1MΩ (Oscilloscope)
Input C	~83pF
Att. Ratio	1/1
Max. Input Voltage	<300 CATI
Accessories	1.Channel Identifier Clip 2.Sprung Hook 3.Ground Lead 4.Insulating Tip 5. IC Tip

GTL-101



GTL-110



GTL-207A



GTL-232



GTL-246



GTL-248



GTL-250



GTL-253

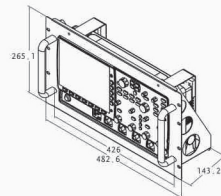


GTL-205A



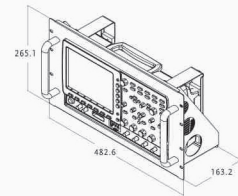
GRA-411 Rack Mount Kit

For : GDS-3000 Series



GRA-420 Rack Mount Kit

For : GDM-2000A Series



GRA-426 Rack Mount Kit

For : MDO-2000A Series, MDO-2000E Series,
MSO-2000E Series, GDS-2000E Series, GDS-1000B Series

